



# Museu dos Transportes e Comunicações

Culture — Museums / Exhibition rooms



## Street

Rua Nova da Alfândega, 4050-430  
Cedofeita, Ildefonso, Sé, Miragaia, Nicolau, Vitória, P  
orto (Porto)  
Portugal

## Contact

Tel +351 223 403 000  
museu@amtc.pt  
<http://www.amtc.pt>

## Created by

Técnico AP - IB 16/01/2018

## Last modification by

Técnico AP - IB 25/02/2018






The accessibility of this tourism resource has been analyzed by experts

## General Information

Localizado na margem do rio Douro, junto à zona histórica da cidade do Porto, reconhecida pela UNESCO como Património Cultural da Humanidade, o Museu dos Transportes e Comunicações (MTC) ocupa o histórico edifício da Alfândega Nova do Porto, um dos mais emblemáticos imóveis da cidade. O Museu tem por missão a divulgação da história dos transportes e de diferentes meios de comunicação desenvolvidos pelo Homem até ao presente, bem como a valorização do património que lhe está associado. Compreender e intervir civicamente na sociedade atual, caracterizada cada vez mais pela sua globalização, passa forçosamente por decifrar e apreender o papel privilegiado e decisivo que os transportes e as comunicações possuem neste processo.

## Entrance



Entrance: No slopes

✓ Name of the tourist resource clearly visible and legible

The entranceway analysed is: The main one

Width of the entrance door: Greater than or equal to 78 cm

## Customer Service Area


✓ Customer service desk

### Characteristics



✓ Near the entrance

## Inside circulation



Signposting: Yes

### Characteristics

Signs: With colour-contrasted texts

- ✓ Establishment with more than one floor

### Vertical itinerary

Transit between floors via: Lift / lifts, steps / stairs

#### Lift information

Dimensions of the cubicle: Big

- ✓ With audio information

- ✓ With visual information

Lift buttons: In braille

#### Stair information

Number of steps: More than 3

Height of the step in cm: 16

- ✓ Hand rail

## Adapted toilet in common areas

- ✓ Toilet suitable for PRM

### Characteristics



Access without changes in floor level: Yes

Door width: Greater than or equal to 78 cm

Door opening: Outward

Free turning space ? 150 cm of diameter: Yes

Clear space to transfer to the toilet: Yes

### Characteristics

The space is at least 80 cm or greater: Right-hand side

It has support bar(s): Yes

### Information

Toilet grab bars: Left-hand side, right-hand side

The bars on the left-hand side are: Folding

The bars on the right-hand side are: Folding

Sink: Without pedestal

## Services and amenities



- ✓ Plan of the tourist resource next to the entrance
- ✓ Subtitled videos / films
- ✓ Audioguides
- ✓ Sign language guides
- ✓ Customer service staff

### Staff training


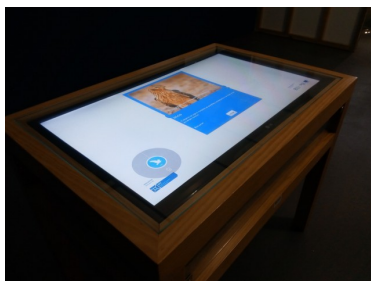
Personal trained in attention to people with disabilities : No

Personal available to support people with specific needs: Yes

Personal with knowledge of Sign Language: No

- ✓ Reserved spaces / seats
- ✓ Materials available

### Support Products



## PRM Parking

- ✓ Parking lot reserved PRM

### Characteristics

Belongs to the establishment: Yes