



Oceanogràfic

Leisure — Aquariums / Zoos



Address

Carrer d'Eduardo Primo Yúfera,
1B 46013
Valencia, Valencia/València (Co
munitat Valenciana)
Spain

Contact

Tel 960 47 06 47
<https://www.oceanografic.org/>

Created by

Andrés Díez 17/12/2016

Last modification by

Miguel Blasco Giménez
21/12/2016



Information about the accessibility of this tourist resource has been provided by users

General information

El acuario más grande de Europa. Ubicado dentro del complejo arquitectónico vanguardista de la Ciudad de las Artes y las Ciencias, reproduce fielmente los ecosistemas marinos más importantes. Con buenas comunicaciones con transporte público. Cuenta con parking propio con plazas para PRM. Aseos adaptados en todas las salas.

Entrance



Entrance: No slopes

✓ Name of the tourist resource clearly visible and legible




The entranceway analysed is: The main one

Width of the entrance door: Greater than or equal to 78 cm

Customer Service Area


✓ Customer service desk

Characteristics



✓ Near the entrance

Inside circulation



Wheelchair circulation: Total

Adequate lighting: No

✓ Without elements that can suppose an obstacle for a person with a visual disability

Signposting: Yes

Characteristics

Signs: With colour-contrasted texts

✓ Establishment with more than one floor

Vertical itinerary

Transit between floors via: Lift / lifts

Lift information

Dimensions of the cubicle: Big

✓ With audio information

✓ With visual information

Lift buttons: Highly embossed, in braille

Outdoor areas



Uniform and non-slip pavement: Yes

Wheelchair circulation: Total

Appropriate protection elements (handrail, banister, skirting board, etc.): Yes

Signs: Yes

Signs

- ✓ With colour-contrasting texts
- ✓ Shaded rest area

Adapted toilet in common areas

- ✓ Toilet suitable for PRM

Characteristics

Access without changes in floor level: Yes

Door width: Greater than or equal to 78 cm

Door opening: Sliding

Free turning space ? 150 cm of diameter: Yes

Clear space to transfer to the toilet: Yes

Characteristics

The space is at least 80 cm or greater: Right-hand side

Height of the toilet seat: Standard (between 40 and 45 cm)

It has support bar(s): Yes

Information

Toilet grab bars: Right-hand side

The bars on the right-hand side are: Folding

Sink: Tap difficult to use, without pedestal

Services and amenities



- ✓ Plan of the tourist resource next to the entrance

Characteristics

Accessibility of the plan: With contrasting colours

Adapted visits or activities for people with disabilities: Yes

- ✓ Subtitled videos / films
- ✓ Documentation with information about the tourist resource
- ✓ Customer service staff

Staff training

Personal trained in attention to people with disabilities : Yes

Personal with knowledge of Sign Language: No

- ✓ Materials available

Support Products

- ✓ Wheelchair manual

PRM Parking

- ✓ Parking lot reserved PRM

Characteristics



Next to the establishment: Yes

Belongs to the establishment: Yes

Surface of the parking lot: Horizontal

With appropriate dimensions: Yes

Outside areas



Sidewalks: Without obstacles

Uniform and anti-slip pavement: Yes

Rating of establishment / place of interest

Rate 1 to 5 general accessibility of the establishment: 4 - Good